

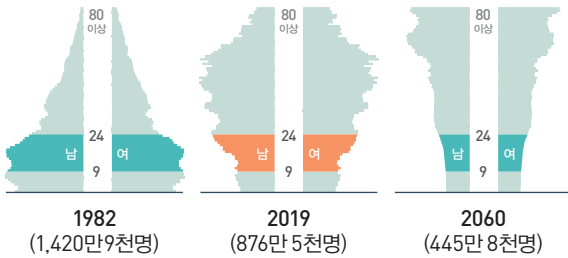
# 2019 청소년 통계



## 인구

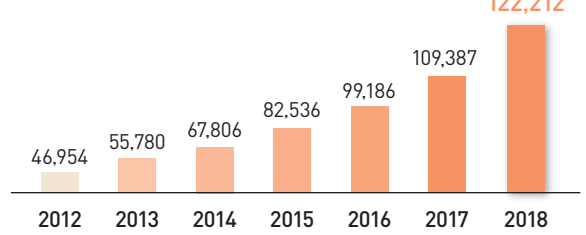
### 청소년 추계인구

단위: 9~24세



### 다문화학생

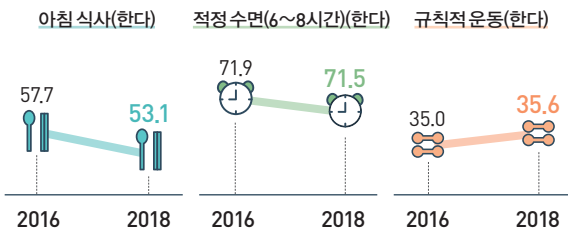
단위: 명



## 건강

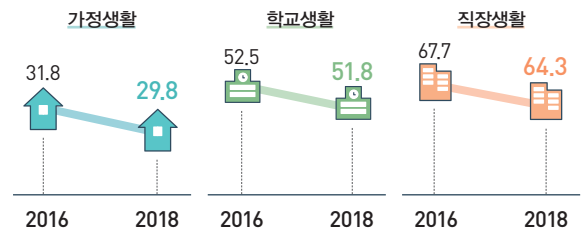
### 건강관리(아침·수면·운동)

단위: %



### 스트레스

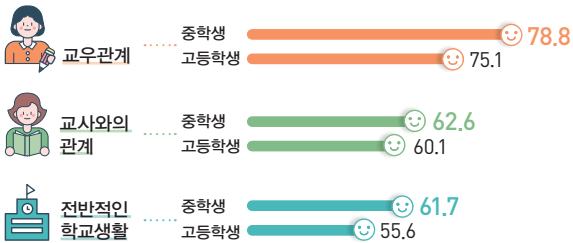
단위: %



## 학습·교육

### 학교생활 만족도 (2018)

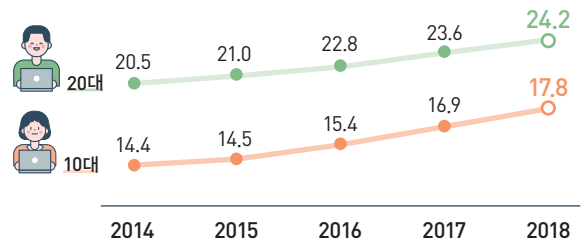
단위: %



## 여가

### 인터넷 주평균이용시간

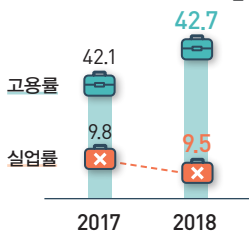
단위: 시간



## 경제활동

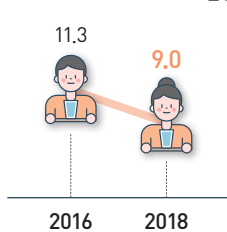
### 고용률·실업률

단위: %



### 아르바이트 경험률

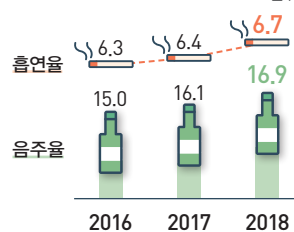
단위: %



## 안전·행동

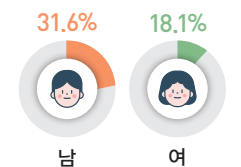
### 흡연율·음주율

단위: %



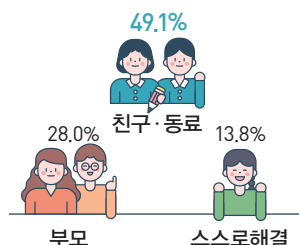
### 안전인식 (2018)

전반적인 사회 안전에 대하여 안전하다고 응답한 비율




## 관계·의식

### 고민상담대상 (2018)



### 관계망 (2017)

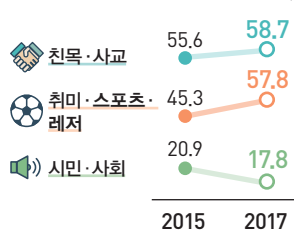
낙심하거나 우울할 때 도움을 받을 수 있는 사람



## 사회참여

### 단체 참여율

단위: %



### 지방선거 투표율

단위: %

